XXXVII CAMP. BRA. E OPEN INTER. DE IPSC HANDGUN / VI CAMPEONATO BRA. DE IPSC CCP - JOÃO PESSOA/PB - 6ª Etapa FINAL

29/10/2024 a 02/11/2024

Alhandra - PB

APTIRO Country Club

Sanction Package

Pistol Caliber Carbine

18 STAGES:

9 SHORT STAGES
6 MEDIUM STAGES
3 LARGE STAGES

344 MINIMUM ROUNDS

XXXVII CAMP. BRA. E OPEN INTER. DE IPSC HANDGUN / VI

CAMPEONATO BRA. DE IPSC CCP - JOÃO PESSOA/PB - 6ª Etapa FINAL

COURSES OF FIRE					COURSES OF FIRE				
STAGE	COURSE TYPE	SHOTS	POINTS	% TOTAL	STAGE	COURSE TYPE	SHOTS	POINTS	% TOTAL
1	MEDIUM COURSE	24	120	6,98	11	MEDIUM COURSE	22	110	6,40
2	LONG COURSE	32	160	9,30	12	LONG COURSE	32	160	9,30
3	SHORT COURSE	12	60	3,49	13	SHORT COURSE	12	60	3,49
4	MEDIUM COURSE	24	120	6,98	14	MEDIUM COURSE	24	120	6,98
5	SHORT COURSE	12	60	3,49	15	LONG COURSE	32	160	9,30
6	SHORT COURSE	12	60	3,49	16	MEDIUM COURSE	24	120	6,98
7	MEDIUM COURSE	24	120	6,98	17	SHORT COURSE	12	60	3,49
8	SHORT COURSE	12	60	3,49	18	SHORT COURSE	10	50	2,91
9	SHORT COURSE	12	60	3,49	TOTAL	-	344	1720	100,00
10	SHORT COURSE	12	60	3,49		CHRONOGRAPH	8	-	-

STAGE 1 - PISTA 1 Pistol Caliber Carbine

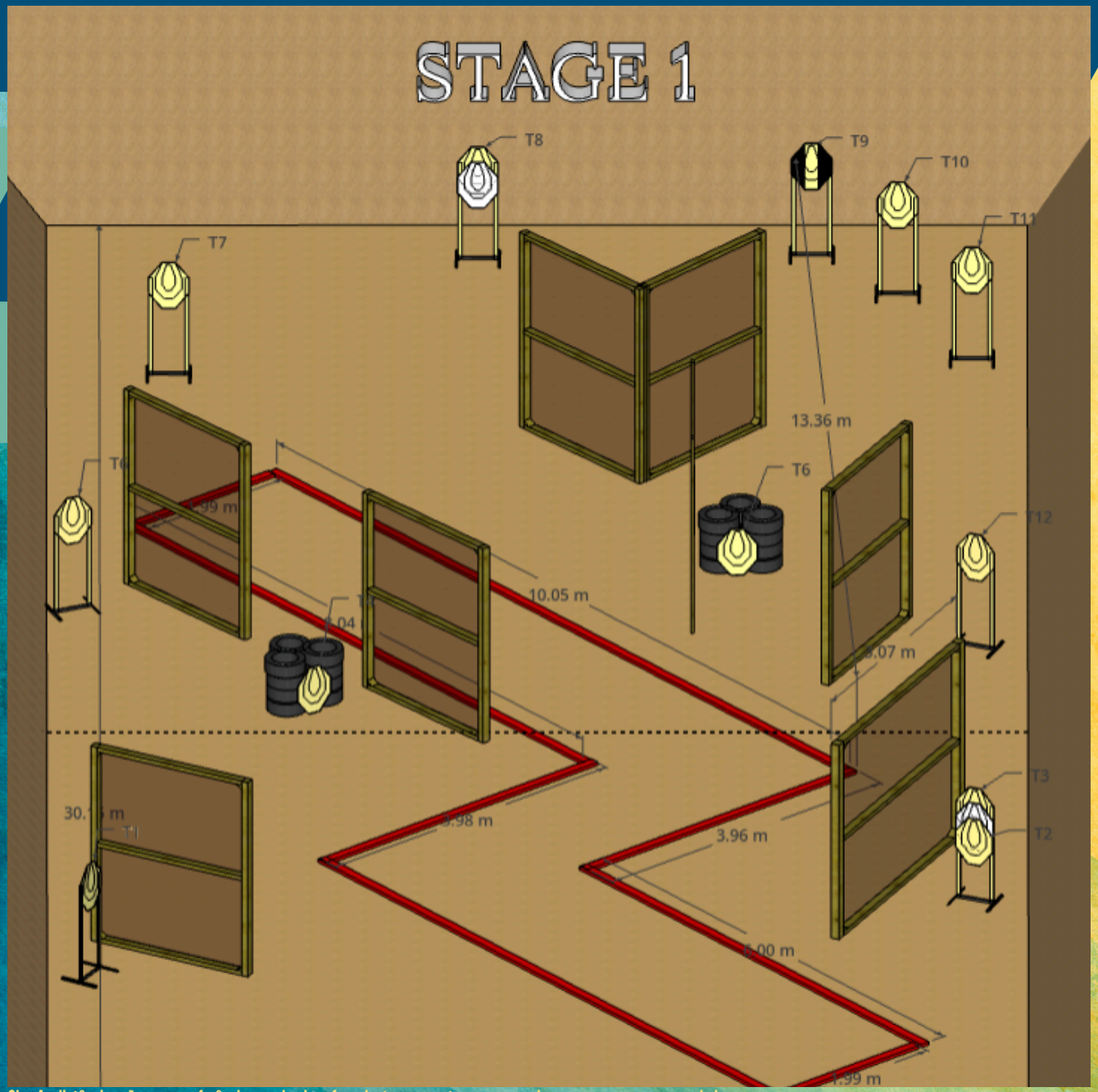

Alvos:
12 IPSC Targets

Número mínimo de disparos: 24
Condição de pronto da arma: Carregada (Opção 1)
Posição de início: competidor em pé, ereto, com a arma de fogo pronta, segurada com ambas as mãos, coronha tocando o competidor na altura do quadril, cano paralelo ao solo, guarda mato para baixo, cano apontado para o para balas e com os dedos fora do guarda-mato.
Sinal de início: Sonoro
Procedimentos: após o sinal, engajar os alvos de dentro da área designada.

Targets:
12 IPSC Targets

Minimum number of rounds: 24
The firearm ready condition: Loaded (Option 1)
Start Position: Competitor standing erect, with the firearm in the ready condition, held in both hands, stock touching the competitor at hip level, barrel parallel to the ground, trigger guard downwards, muzzle pointing downrange, with the fingers outside the trigger guard.
Time starts: Audible signal.
Procedure: at start signal engage all targets.

Obs: As distâncias são meras referências , podendo sofrer ajustes na montagem para mais ou menos, sempre cumprindo a regra.
Note: The distances are merely references and may be adjusted during assembly, either increased or decreased, as long as the rule is always followed

STAGE 2- PISTA 2 Pistol Caliber Carbine

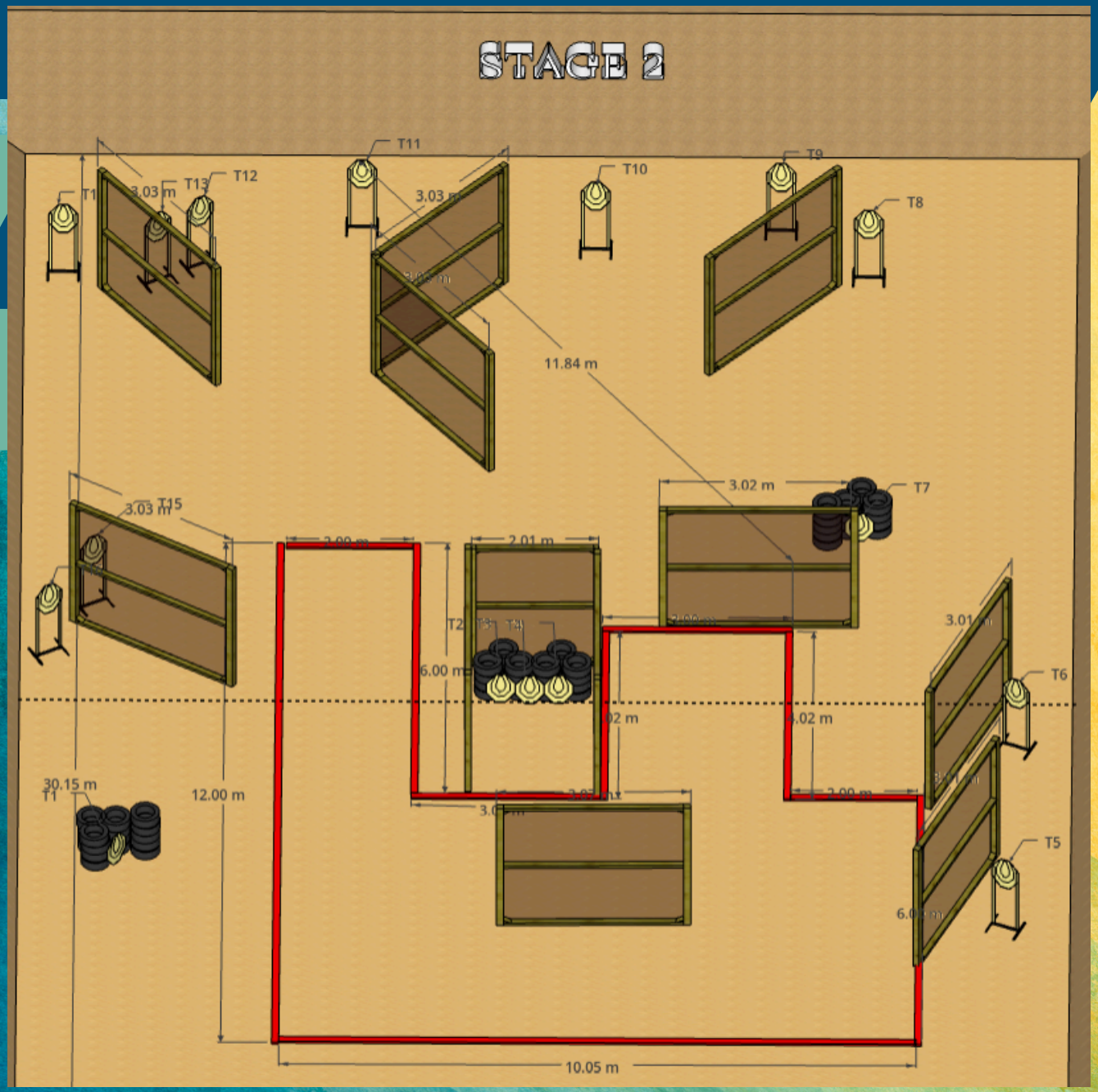

Alvos:
16 IPSC Targets

Número mínimo de disparos: 32

Condição de pronto da arma: Carregada (Opção 1)
Posição de início: competidor em pé, ereto, com a arma de fogo pronta, segurada com ambas as mãos, coronha tocando o competidor na altura do quadril, cano paralelo ao solo, guarda mato para baixo, cano apontado para o para balas e com os dedos fora do guarda-mato.
Sinal de início: Sonoro
Procedimentos: após o sinal, engajar os alvos de dentro da área designada.

Targets:
16 IPSC Targets

Minimum number of rounds: 32

The firearm ready condition: Loaded (Option 1)
Start Position: Competitor standing erect, with the firearm in the ready condition, held in both hands, stock touching the competitor at hip level, barrel parallel to the ground, trigger guard downwards, muzzle pointing downrange, with the fingers outside the trigger guard.
Time starts: Audible signal.
Procedure: at start signal engage all targets.

Obs: As distâncias são meras referências , podendo sofrer ajustes na montagem para mais ou menos, sempre cumprindo a regra.

Note: The distances are merely references and may be adjusted during assembly, either increased or decreased, as long as the rule is always followed

STAGE 3- PISTA 3 Pistol Caliber Carbine

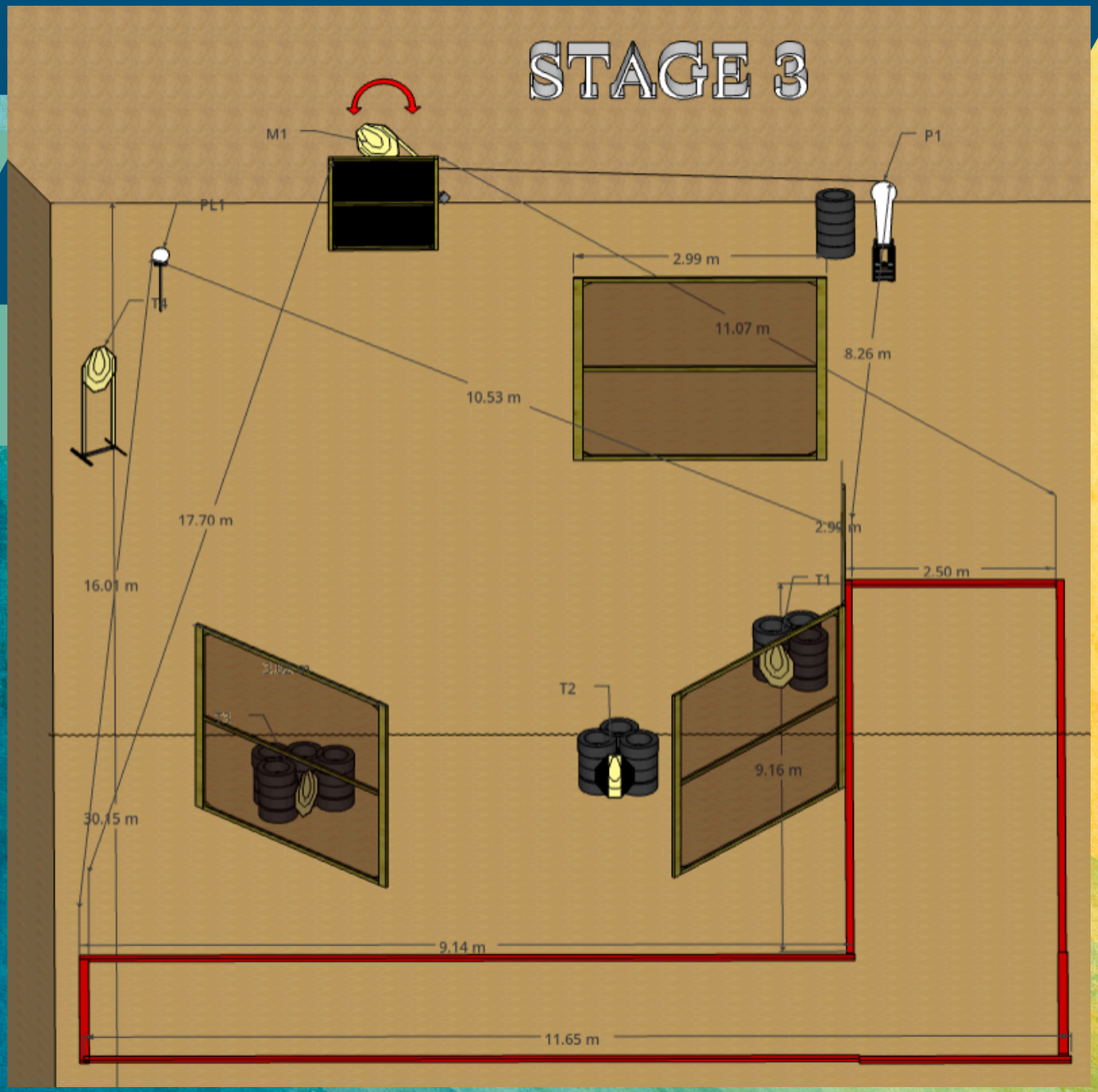

Obs: As distâncias são meras referências , podendo sofrer ajustes na montagem para mais ou menos, sempre cumprindo a regra.

Note: The distances are merely references and may be adjusted during assembly, either increased or decreased, as long as the rule is always followed

Alvos:
5 IPSC Targets, 1 IPSC Metal Popper, 1 IPSC Metal Plate
Número mínimo de disparos: 12
Condição de pronto da arma: Carregada (Opção 1)
Posição de início: competidor em pé, ereto, com a arma de fogo pronta, segurada com ambas as mãos, coronha tocando o competidor na altura do quadril, cano paralelo ao solo, guarda mato para baixo, cano apontado para o para balas e com os dedos fora do guarda-mato.
Sinal de início: Sonoro
Procedimentos: após o sinal, engajar os alvos de dentro da área designada.
Nota: P1 ativa M1, que permanece visível em repouso.

Targets:
5 IPSC Targets
1 IPSC Metal Popper
Minimum number of rounds: 12
The firearm ready condition: Loaded (Option 1)
Start Position: Competitor standing erect, with the firearm in the ready condition, held in both hands, stock touching the competitor at hip level, barrel parallel to the ground, trigger guard downwards, muzzle pointing downrange, with the fingers outside the trigger guard.
Time starts: Audible signal.
Procedure: at start signal engage all targets.
Note: P1 activates M1 which remains visible at rest.

STAGE 4- PISTA 4 Pistol Caliber Carbine

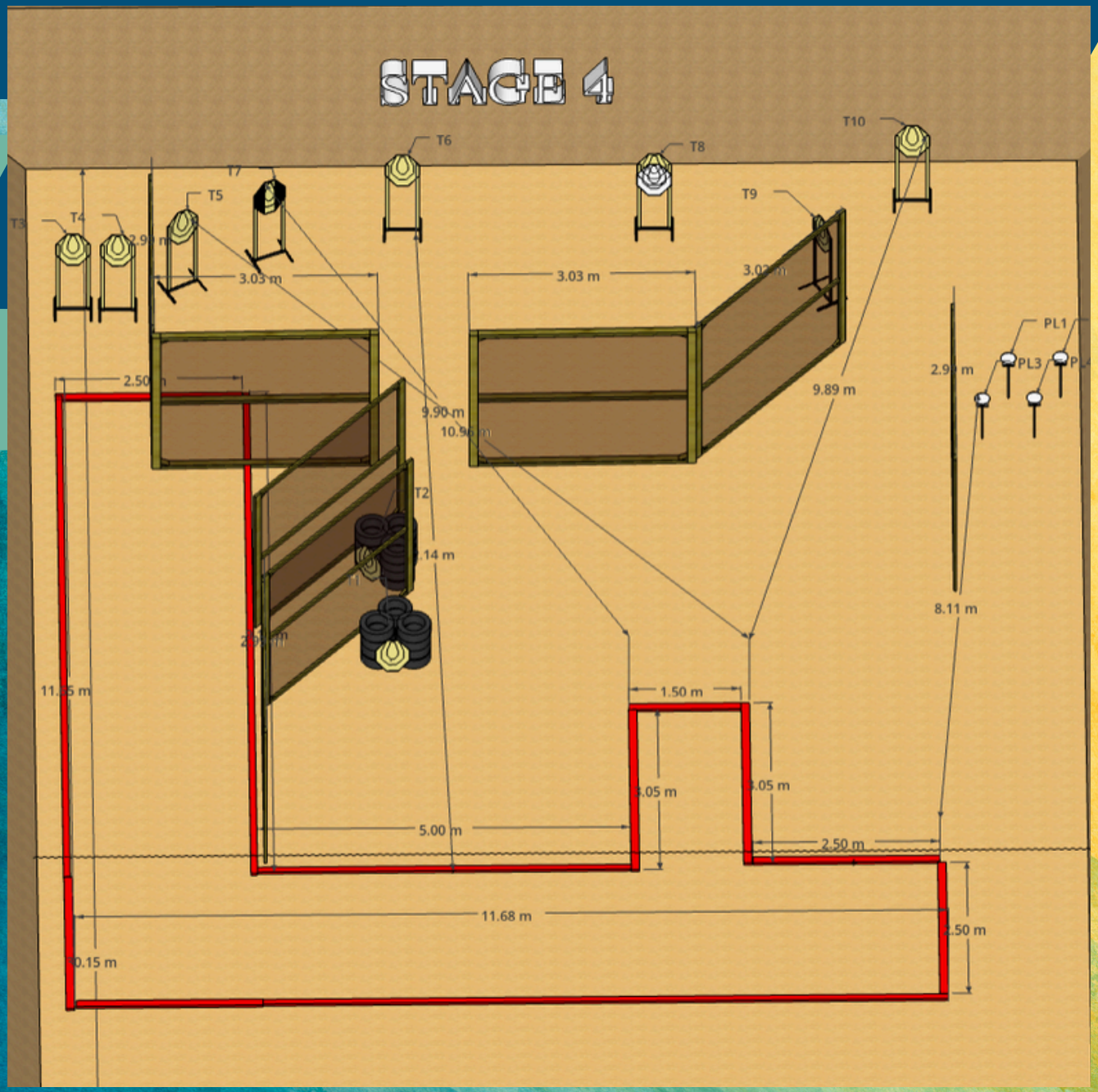

Obs: As distâncias são meras referências , podendo sofrer ajustes na montagem para mais ou menos, sempre cumprindo a regra.

Note: The distances are merely references and may be adjusted during assembly, either increased or decreased, as long as the rule is always followed

Alvos:
10 IPSC Targets
4 IPSC Metal Plates

Número mínimo de disparos: 24
Condição de pronto da arma: Carregada (Opção 1)
Posição de início: competidor em pé, ereto, com a arma de fogo pronta, segurada com ambas as mãos, coronha tocando o competidor na altura do quadril, cano paralelo ao solo, guarda mato para baixo, cano apontado para o para balas e com os dedos fora do guarda-mato.
Sinal de início: Sonoro
Procedimentos: após o sinal, engajar os alvos de dentro da área designada.

Targets:
10 IPSC Targets
4 IPSC Metal Plates

Minimum number of rounds: 24
The firearm ready condition: Loaded (Option 1)
Start Position: Competitor standing erect, with the firearm in the ready condition, held in both hands, stock touching the competitor at hip level, barrel parallel to the ground, trigger guard downwards, muzzle pointing downrange, with the fingers outside the trigger guard.
Time starts: Audible signal.
Procedure: at start signal engage all targets.

STAGE 5 - PISTA 5 Pistol Caliber Carbine

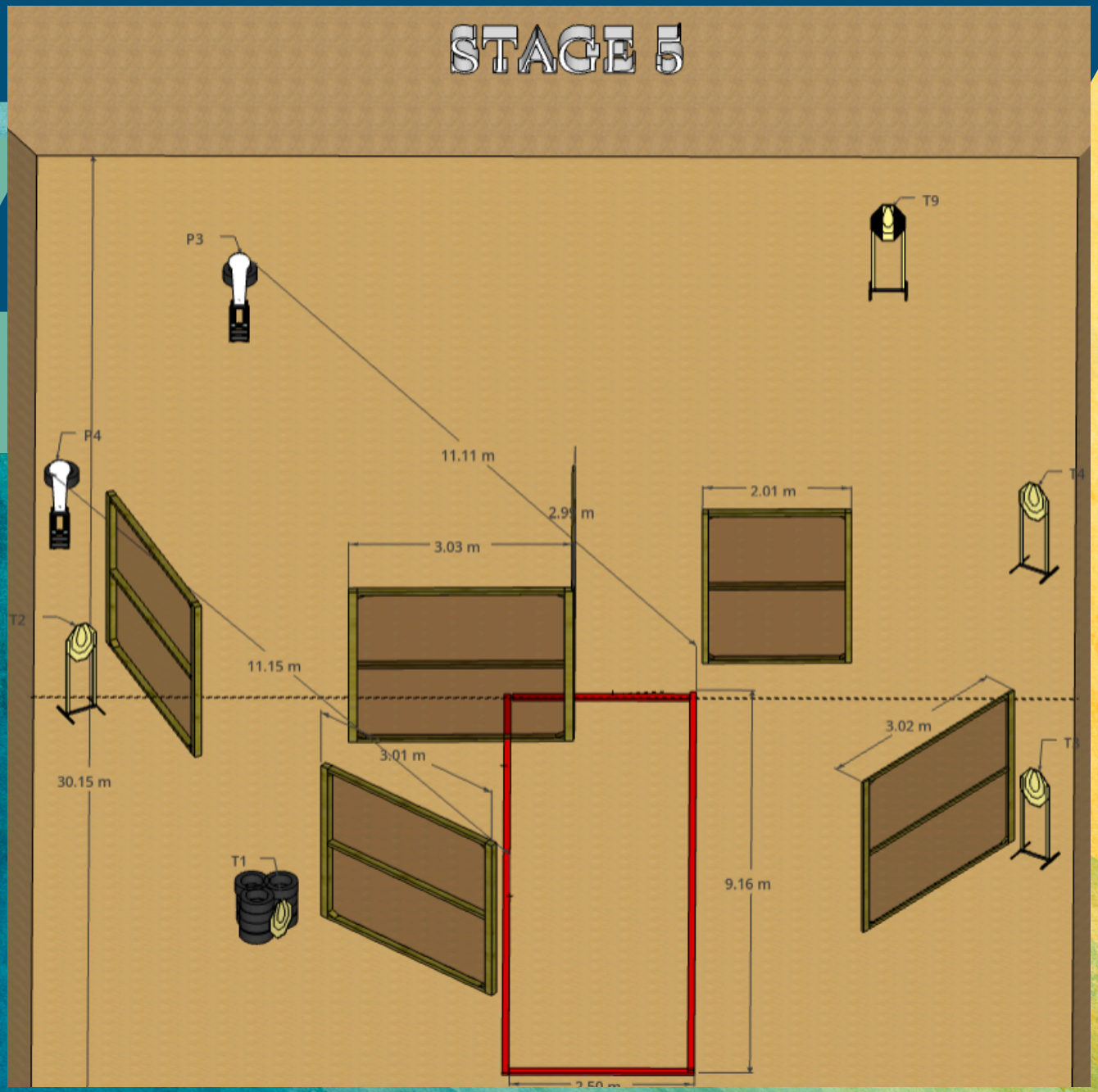

Obs: As distâncias são meras referências , podendo sofrer ajustes na montagem para mais ou menos, sempre cumprindo a regra.

Note: The distances are merely references and may be adjusted during assembly, either increased or decreased, as long as the rule is always followed

Alvos:
5 IPSC Targets
2 IPSC Metal Plates

Número mínimo de disparos: 12
Condição de pronto da arma: Carregada (Opção 1)
Posição de início: competidor em pé, ereto, com a arma de fogo pronta, segurada com ambas as mãos, coronha tocando o competidor na altura do quadril, cano paralelo ao solo, guarda mato para baixo, cano apontado para o para balas e com os dedos fora do guarda-mato.
Sinal de início: Sonoro
Procedimentos: após o sinal, engajar os alvos de dentro da área designada.

Targets:
5 IPSC Targets
2 IPSC Metal Plates

Minimum number of rounds: 12
The firearm ready condition: Loaded (Option 1)
Start Position: Competitor standing erect, with the firearm in the ready condition, held in both hands, stock touching the competitor at hip level, barrel parallel to the ground, trigger guard downwards, muzzle pointing downrange, with the fingers outside the trigger guard.
Time starts: Audible signal.
Procedure: at start signal engage all targets.

STAGE 6 - PISTA 6 Pistol Caliber Carbine

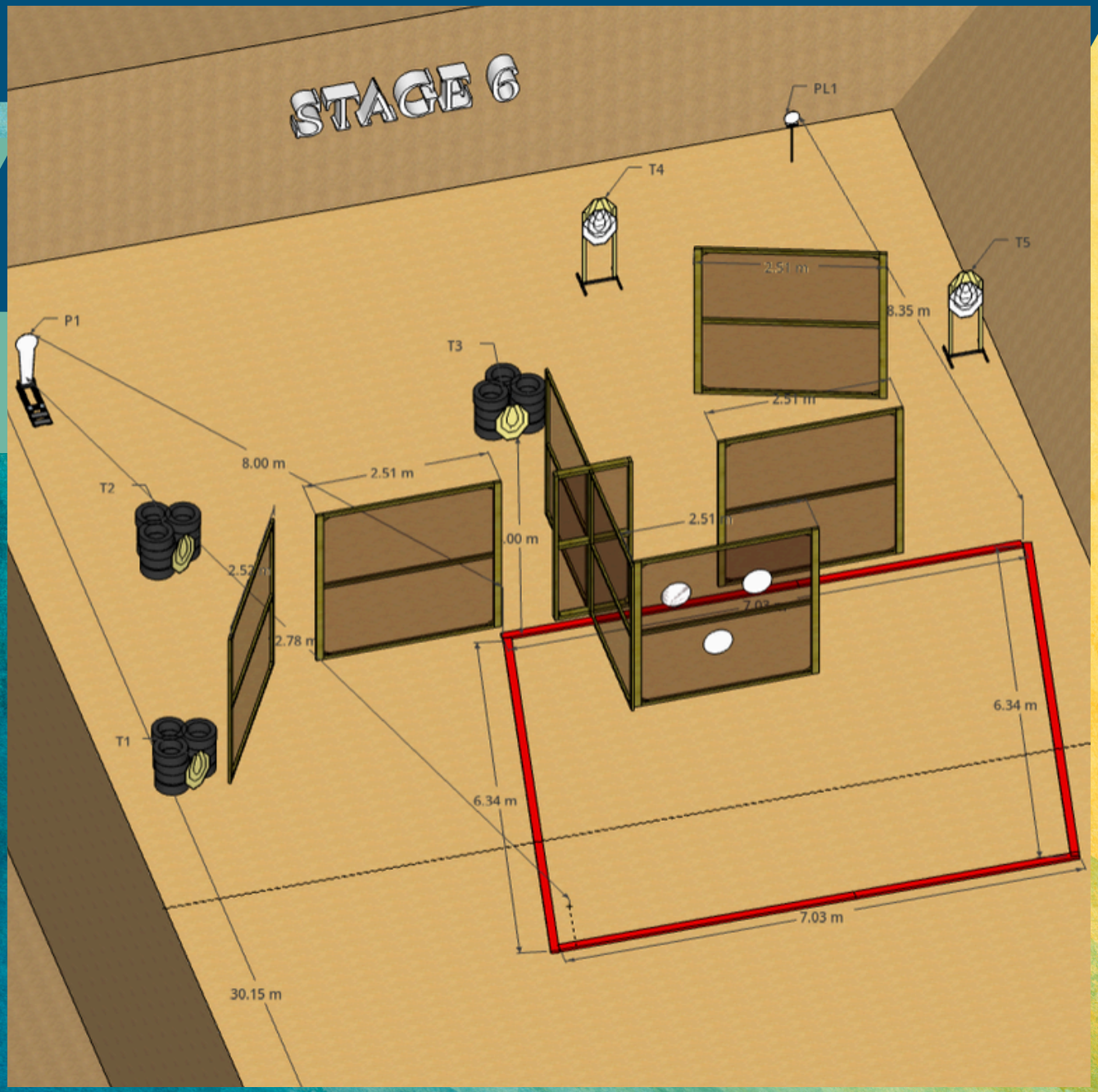

Obs: As distâncias são meras referências , podendo sofrer ajustes na montagem para mais ou menos, sempre cumprindo a regra.

Note: The distances are merely references and may be adjusted during assembly, either increased or decreased, as long as the rule is always followed

Alvos:
5 IPSC Targets, 1 IPSC Metal Plate, 1 IPSC Metal Popper

Número mínimo de disparos: 12
Condição de pronto da arma: Carregada (Opção 2)
Posição de início: competidor em pé, ereto, com a arma de fogo pronta, segurada com ambas as mãos, coronha tocando o competidor na altura do quadril, cano paralelo ao solo, guarda mato para baixo, cano apontado para o para balas e com os dedos fora do guarda-mato.
Sinal de início: Sonoro
Procedimentos: após o sinal, engajar os alvos de dentro da área designada.

Targets:
5 IPSC Targets, 1 IPSC Metal Plate, 1 IPSC Metal Popper

Minimum number of rounds: 12
The firearm ready condition: Loaded (Option 2)
Start Position: Competitor standing erect, with the firearm in the ready condition, held in both hands, stock touching the competitor at hip level, barrel parallel to the ground, trigger guard downwards, muzzle pointing downrange, touching the mark, with the fingers outside the trigger guard.
Time starts: Audible signal.
Procedure: at start signal engage all targets.

STAGE 7 - PISTA 7 Pistol Caliber Carbine

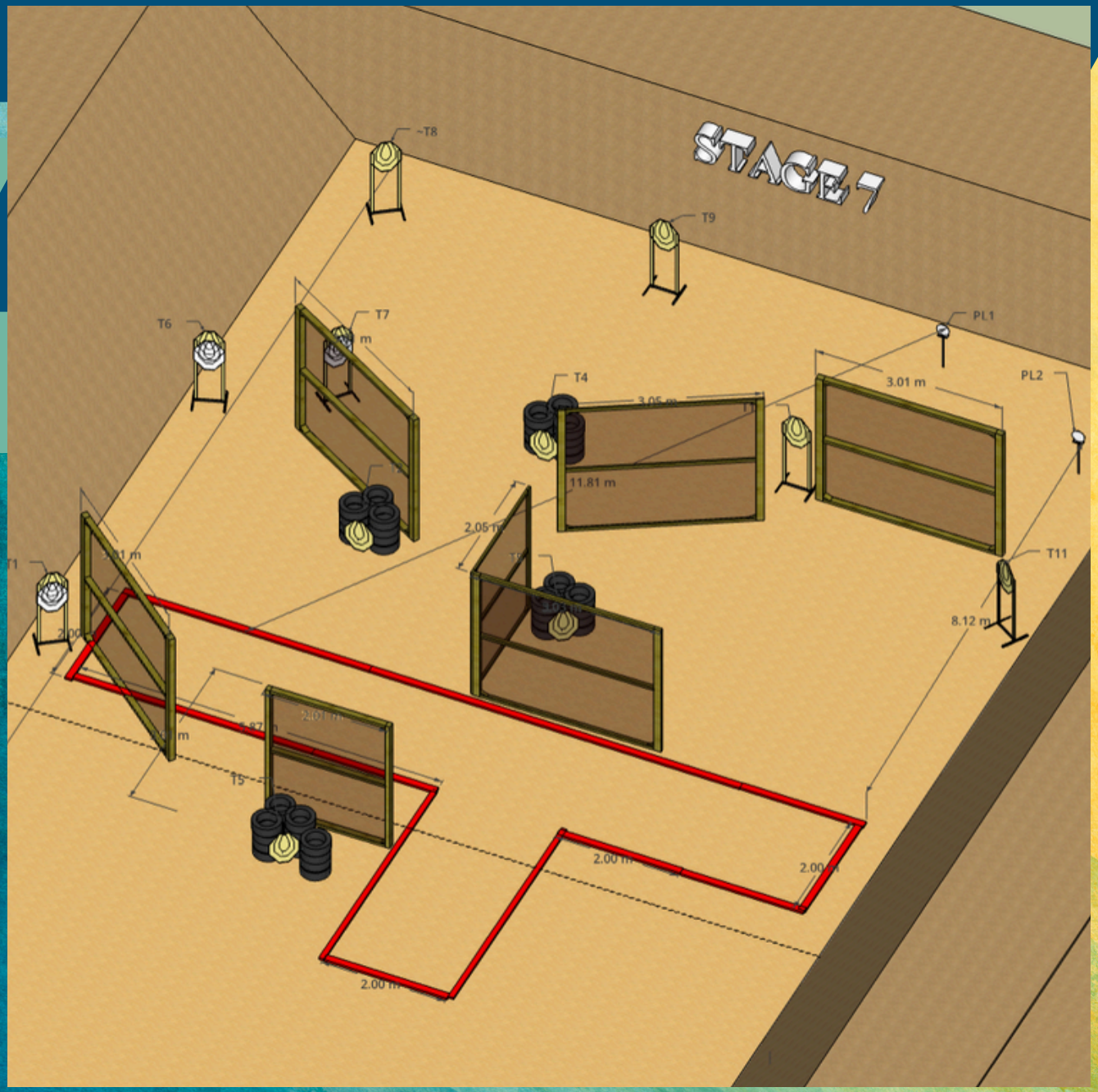

Alvos:
11 IPSC Targets
2 IPSC Metal Plates
Número mínimo de disparos: 24
Condição de pronto da arma: Carregada (Opção 1)
Posição de início: competidor em pé, ereto, com a arma de fogo pronta, segurada com ambas as mãos, coronha tocando o competidor na altura do quadril, cano paralelo ao solo, guarda mato para baixo, cano apontado para o para balas e com os dedos fora do guarda-mato.
Sinal de início: Sonoro
Procedimentos: após o sinal, engajar os alvos de dentro da área designada.

Targets:
11 IPSC Targets
2 IPSC Metal Plates

Minimum number of rounds: 24
The firearm ready condition: Loaded (Option 1)
Start Position: Competitor standing erect, with the firearm in the ready condition, held in both hands, stock touching the competitor at hip level, barrel parallel to the ground, trigger guard downwards, muzzle pointing downrange, with the fingers outside the trigger guard.
Time starts: Audible signal.
Procedure: at start signal engage all targets.

Obs: As distâncias são meras referências , podendo sofrer ajustes na montagem para mais ou menos, sempre cumprindo a regra.
Note: The distances are merely references and may be adjusted during assembly, either increased or decreased, as long as the rule is always followed.

STAGE 8 - PISTA 8 Pistol Caliber Carbine

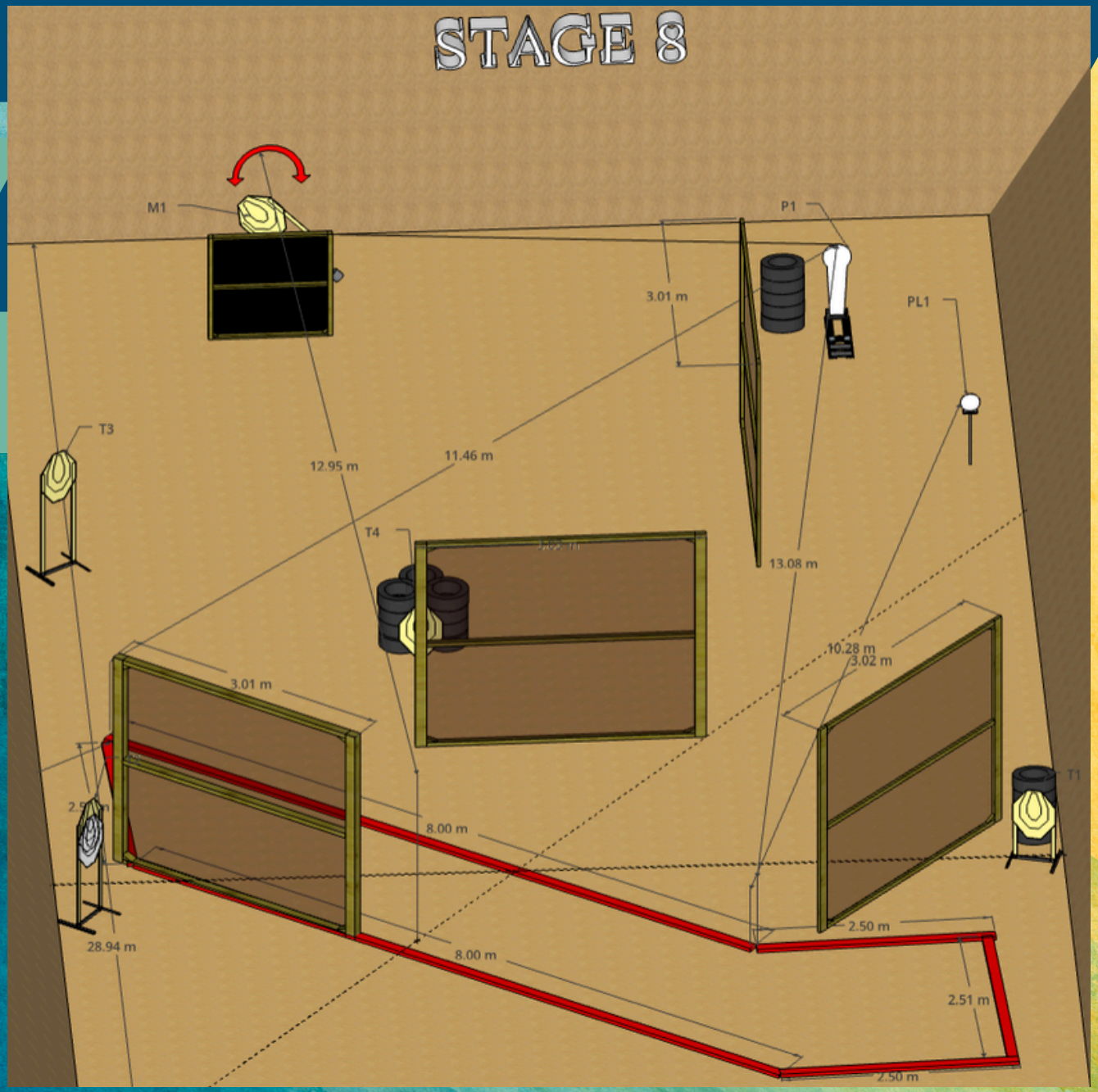

Obs: As distâncias são meras referências , podendo sofrer ajustes na montagem para mais ou menos, sempre cumprindo a regra.

Note: The distances are merely references and may be adjusted during assembly, either increased or decreased, as long as the rule is always followed.

Alvos:
5 IPSC Targets, 1 IPSC Metal Popper, 1 IPSC Metal Plate

Número mínimo de disparos: 12
Condição de pronto da arma: Carregada (Opção 1)
Posição de início: competidor em pé, ereto, com a arma de fogo pronta, segurada com ambas as mãos, coronha tocando o competidor na altura do quadril, cano paralelo ao solo, guarda mato para baixo, cano apontado para o para balas e com os dedos fora do guarda-mato.
Sinal de início: Sonoro
Procedimentos: após o sinal, engajar os alvos de dentro da área designada.
Nota: P1 ativa M1, que permanece visível em repouso.

Targets:
5 IPSC Targets; 1 IPSC Metal Popper; 1 IPSC Metal Plate

Minimum number of rounds: 12
The firearm ready condition: Loaded (Option 1)
Start Position: Competitor standing erect, with the firearm in the ready condition, held in both hands, stock touching the competitor at hip level, barrel parallel to the ground, trigger guard downwards, muzzle pointing downrange, with the fingers outside the trigger guard.
Time starts: Audible signal.
Procedure: at start signal engage all targets.
Note: P1 activates M1 which remains visible at rest.

STAGE 9 - PISTA 9 Pistol Caliber Carbine

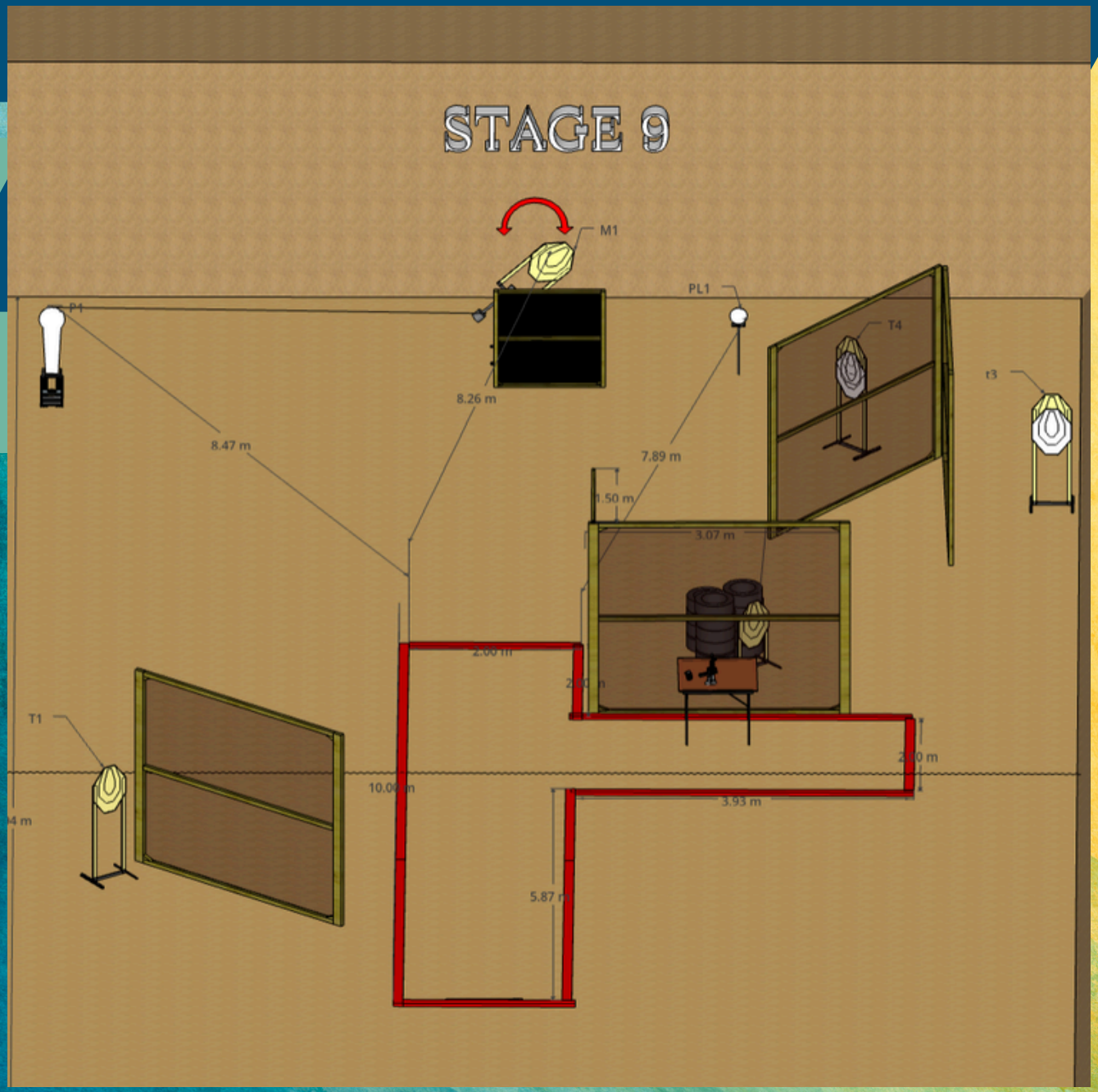

Alvos:
5 IPSC Targets
1 IPSC Metal Plate
1 IPSC Metal Popper

Número mínimo de disparos: 12
Condição de pronto da arma: Descarregada, (Opção 3) 8.1.1.3 arma deitada e carregadores sobre as marcas da mesa.
Posição de início: calcanhares tocando a startline, conforme demonstrado pelo RO.
Sinal de início: Sonoro
Procedimentos: após o sinal, engajar os alvos de dentro da área designada.
Nota: P1 ativa M1, que permanece visível em repouso.

Targets:
5 IPSC Targets
1 IPSC Metal Plate
1 IPSC Metal Popper

Minimum number of rounds: 12
The firearm ready condition: Unloaded (Option 3): fixed magazine must be empty, detachable magazines removed and chamber must be empty. The action may be open or closed. Gun and magazines flat on the marks of the table.
Start Position: heels touching startline as demonstrated.
Time starts: Audible signal.
Procedure: at start signal engage all targets.
Note: P1 activates M1 which remains visible at rest.

Obs: As distâncias são meras referências , podendo sofrer ajustes na montagem para mais ou menos, sempre cumprindo a regra.
Note: The distances are merely references and may be adjusted during assembly, either increased or decreased, as long as the rule is always followed.

STAGE 10 - PISTA 10 Pistol Caliber Carbine

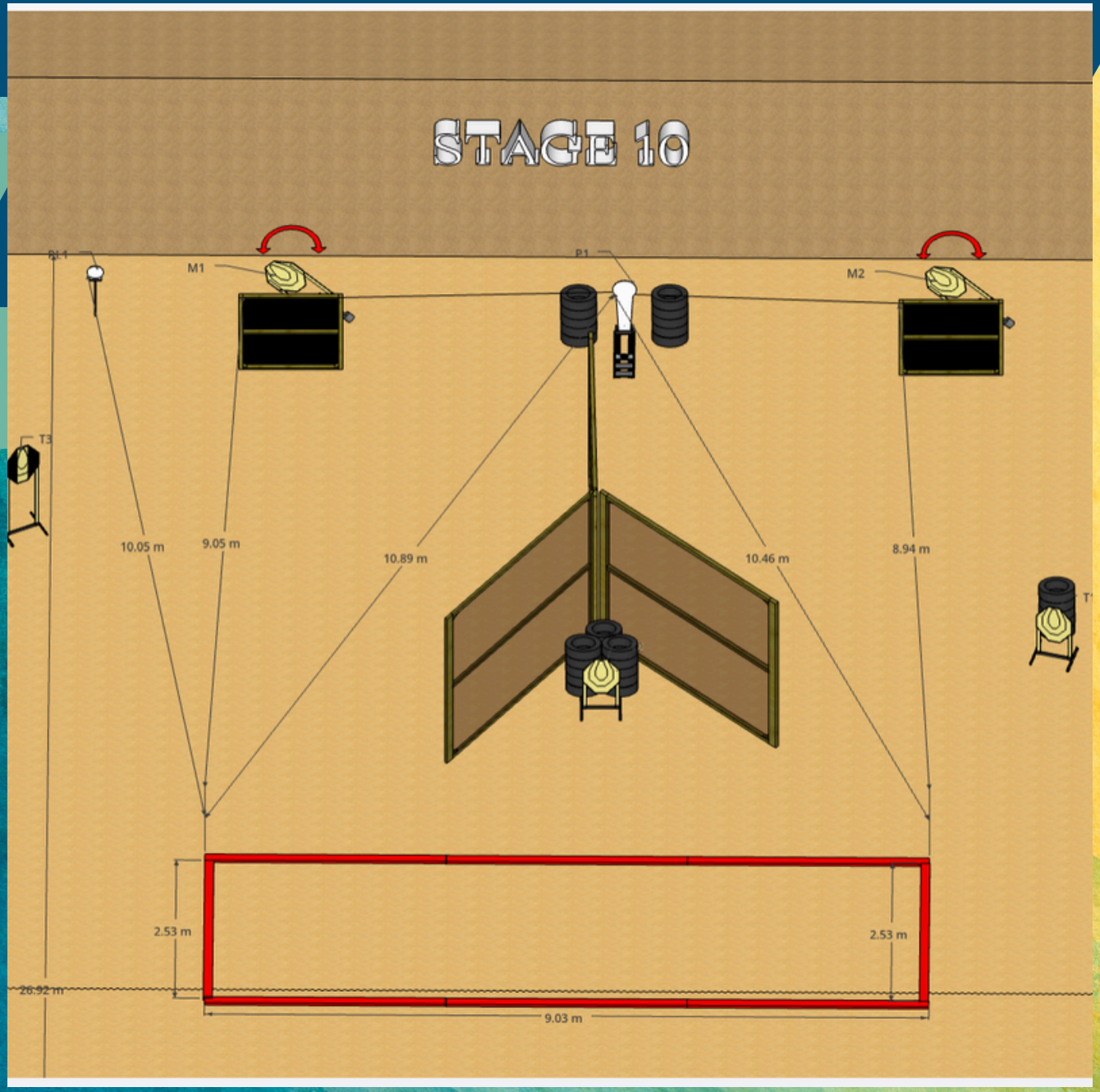

Obs: As distâncias são meras referências , podendo sofrer ajustes na montagem para mais ou menos, sempre cumprindo a regra.

Note: The distances are merely references and may be adjusted during assembly, either increased or decreased, as long as the rule is always followed.

Alvos:
5 IPSC Targets, 1 IPSC Metal Popper, 1 IPSC Metal Plate

Número mínimo de disparos: 12

Condição de pronto da arma: Carregada (Opção 1)

Posição de início: competidor em pé, ereto, com a arma de fogo pronta, segurada com ambas as mãos, coronha tocando o competidor na altura do quadril, cano paralelo ao solo, guarda mato para baixo, cano apontado para o para balas e com os dedos fora do guarda-mato.

Sinal de início: Sonoro

Procedimentos: após o sinal, engajar os alvos de dentro da área designada.

Nota: P1 ativa M1 e M2, que permanecem visíveis em repouso.

Targets:
5 IPSC Targets, IPSC Metal Popper, 1 IPSC Metal Plate

Minimum number of rounds: 12

The firearm ready condition: Loaded (Option 1)

Start Position: Competitor standing erect, with the firearm in the ready condition, held in both hands, stock touching the competitor at hip level, barrel parallel to the ground, trigger guard downwards, muzzle pointing downrange, with the fingers outside the trigger guard.

Time starts: Audible signal.

Procedure: at start signal engage all targets.

Note: P1 activates M1 and M2, which remain visible at rest.

STAGE 11 - PISTA 11 Pistol Caliber Carbine

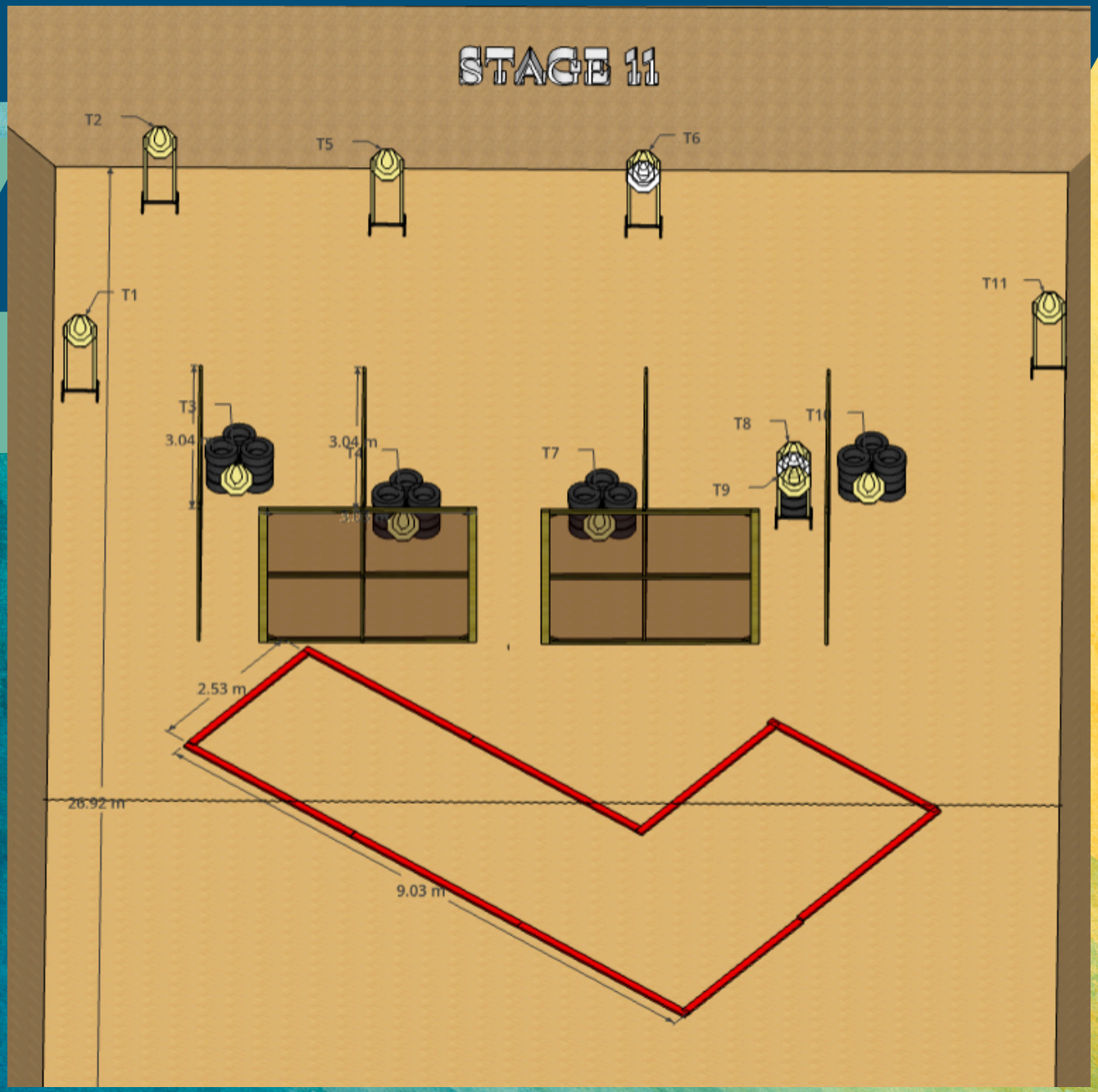

Alvos:
11 IPSC Targets

Número mínimo de disparos: 22
Condição de pronto da arma: Carregada (Opção 1)
Posição de início: competidor em pé, ereto, com a arma de fogo pronta, segurada com ambas as mãos, coronha tocando o competidor na altura do quadril, cano paralelo ao solo, guarda mato para baixo, cano apontado para o para balas e com os dedos fora do guarda-mato.
Sinal de início: Sonoro
Procedimentos: após o sinal, engajar os alvos de dentro da área designada.

Targets:
11 IPSC Targets

Minimum number of rounds: 22
The firearm ready condition: Loaded (Option 1)
Start Position: Competitor standing erect, with the firearm in the ready condition, held in both hands, stock touching the competitor at hip level, barrel parallel to the ground, trigger guard downwards, muzzle pointing downrange, with the fingers outside the trigger guard.
Time starts: Audible signal.
Procedure: at start signal engage all targets.

Obs: As distâncias são meras referências , podendo sofrer ajustes na montagem para mais ou menos, sempre cumprindo a regra.
Note: The distances are merely references and may be adjusted during assembly, either increased or decreased, as long as the rule is always followed.

STAGE 12 - PISTA 12 Pistol Caliber Carbine

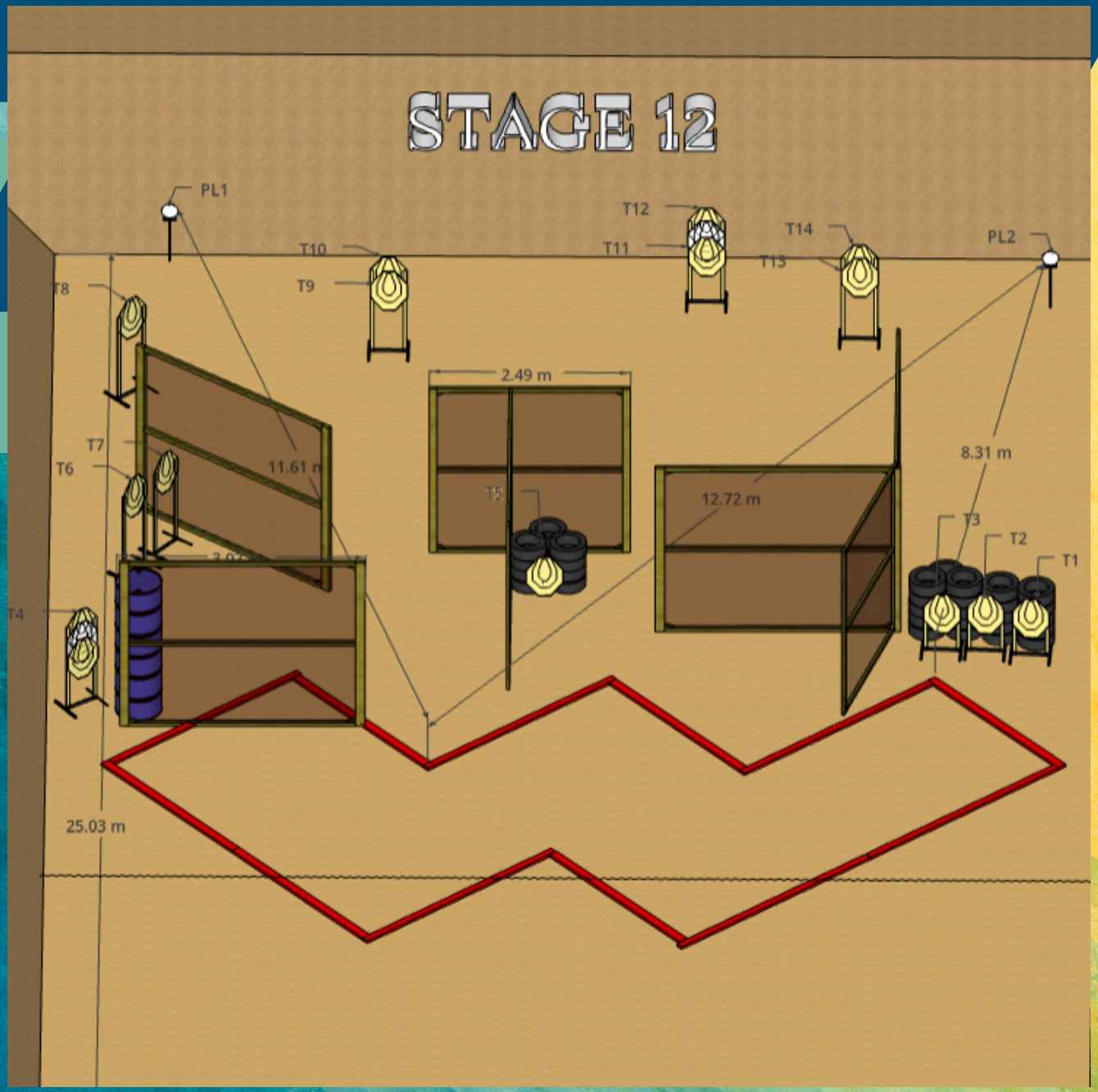

Obs: As distâncias são meras referências , podendo sofrer ajustes na montagem para mais ou menos, sempre cumprindo a regra.

Note: The distances are merely references and may be adjusted during assembly, either increased or decreased, as long as the rule is always followed.

Alvos:
15 IPSC Targets
2 IPSC Metal Plates

Número mínimo de disparos: 32
Condição de pronto da arma: Carregada (Opção 1)
Posição de início: competidor em pé, ereto, com a arma de fogo pronta, segurada com ambas as mãos, coronha tocando o competidor na altura do quadril, cano paralelo ao solo, guarda mato para baixo, cano apontado para o para balas e com os dedos fora do guarda-mato.
Sinal de início: Sonoro
Procedimentos: após o sinal, engajar os alvos de dentro da área designada.

Targets:
15 IPSC Targets
2 IPSC Metal Plates

Minimum number of rounds: 32
The firearm ready condition: Loaded (Option 1)
Start Position: Competitor standing erect, with the firearm in the ready condition, held in both hands, stock touching the competitor at hip level, barrel parallel to the ground, trigger guard downwards, muzzle pointing downrange, with the fingers outside the trigger guard.
Time starts: Audible signal.
Procedure: at start signal engage all targets.

STAGE 13 - PISTA 13 Pistol Caliber Carbine

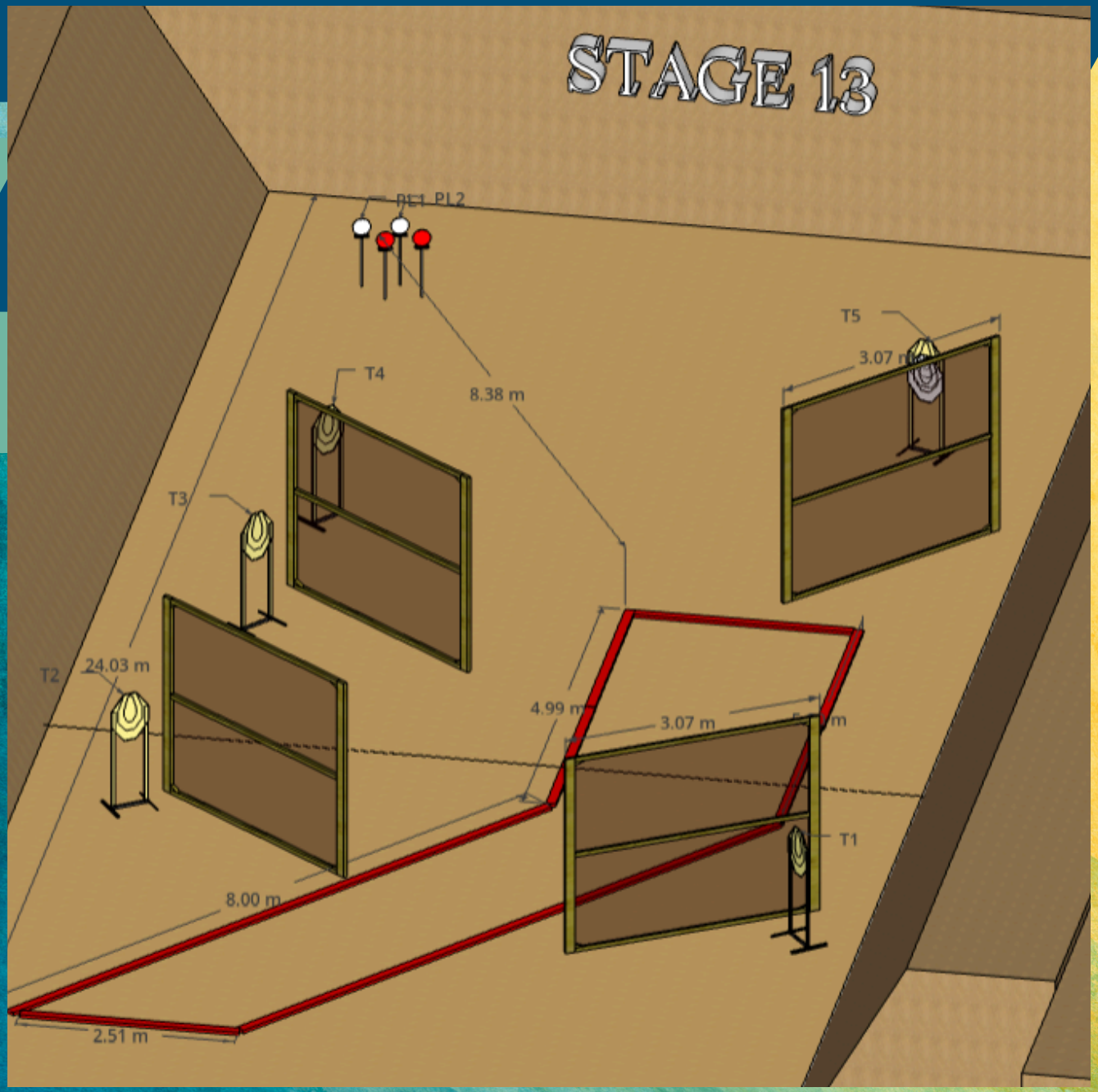

Obs: As distâncias são meras referências , podendo sofrer ajustes na montagem para mais ou menos, sempre cumprindo a regra.

Note: The distances are merely references and may be adjusted during assembly, either increased or decreased, as long as the rule is always followed.

Alvos:
5 IPSC Targets
2 IPSC Metal Plates

Número mínimo de disparos: 12
Condição de pronto da arma: Carregada (Opção 1)
Posição de início: competidor em pé, ereto, com a arma de fogo pronta, segurada com ambas as mãos, coronha tocando o competidor na altura do quadril, cano paralelo ao solo, guarda mato para baixo, cano apontado para o para balas e com os dedos fora do guarda-mato.
Sinal de início: Sonoro
Procedimentos: após o sinal, engajar os alvos de dentro da área designada.

Targets:
5 IPSC Targets
2 IPSC Metal Plates

Minimum number of rounds: 12
The firearm ready condition: Loaded (Option 1)
Start Position: Competitor standing erect, with the firearm in the ready condition, held in both hands, stock touching the competitor at hip level, barrel parallel to the ground, trigger guard downwards, muzzle pointing downrange, with the fingers outside the trigger guard.
Time starts: Audible signal.
Procedure: at start signal engage all targets.

STAGE 14 - PISTA 14 Pistol Caliber Carbine

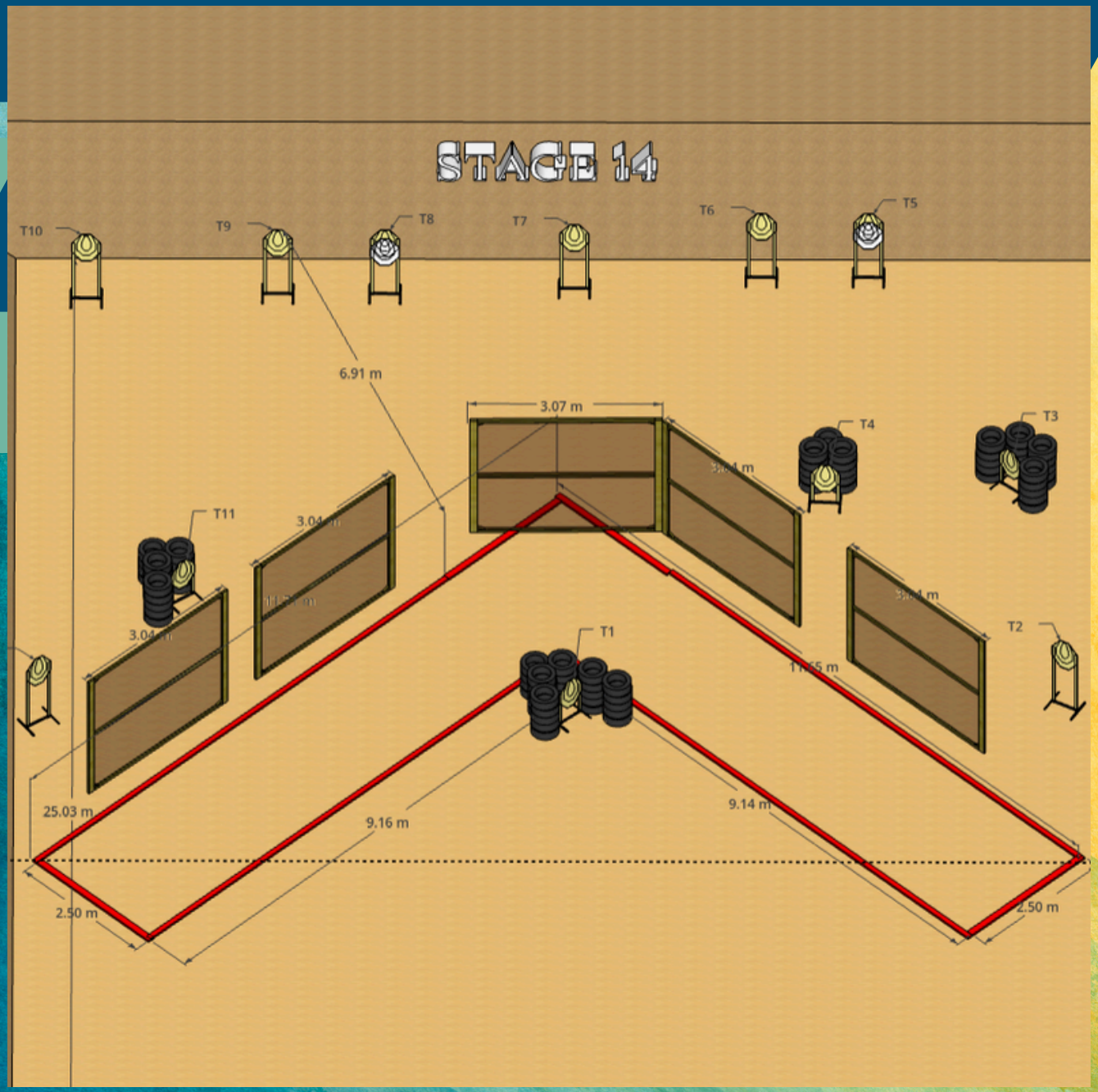

Alvos:
12 IPSC Targets

Número mínimo de disparos: 24
Condição de pronto da arma: Carregada (Opção 1)
Posição de início: competidor em pé, ereto, com a arma de fogo pronta, segurada com ambas as mãos, coronha tocando o competidor na altura do quadril, cano paralelo ao solo, guarda mato para baixo, cano apontado para o para balas e com os dedos fora do guarda-mato.
Sinal de início: Sonoro
Procedimentos: após o sinal, engajar os alvos de dentro da área designada.

Targets:
12 IPSC Targets

Minimum number of rounds: 24
The firearm ready condition: Loaded (Option 1)
Start Position: Competitor standing erect, with the firearm in the ready condition, held in both hands, stock touching the competitor at hip level, barrel parallel to the ground, trigger guard downwards, muzzle pointing downrange, with the fingers outside the trigger guard.
Time starts: Audible signal.
Procedure: at start signal engage all targets.

Obs: As distâncias são meras referências , podendo sofrer ajustes na montagem para mais ou menos, sempre cumprindo a regra.
Note: The distances are merely references and may be adjusted during assembly, either increased or decreased, as long as the rule is always followed.

STAGE 15 - PISTA 15 Pistol Caliber Carbine

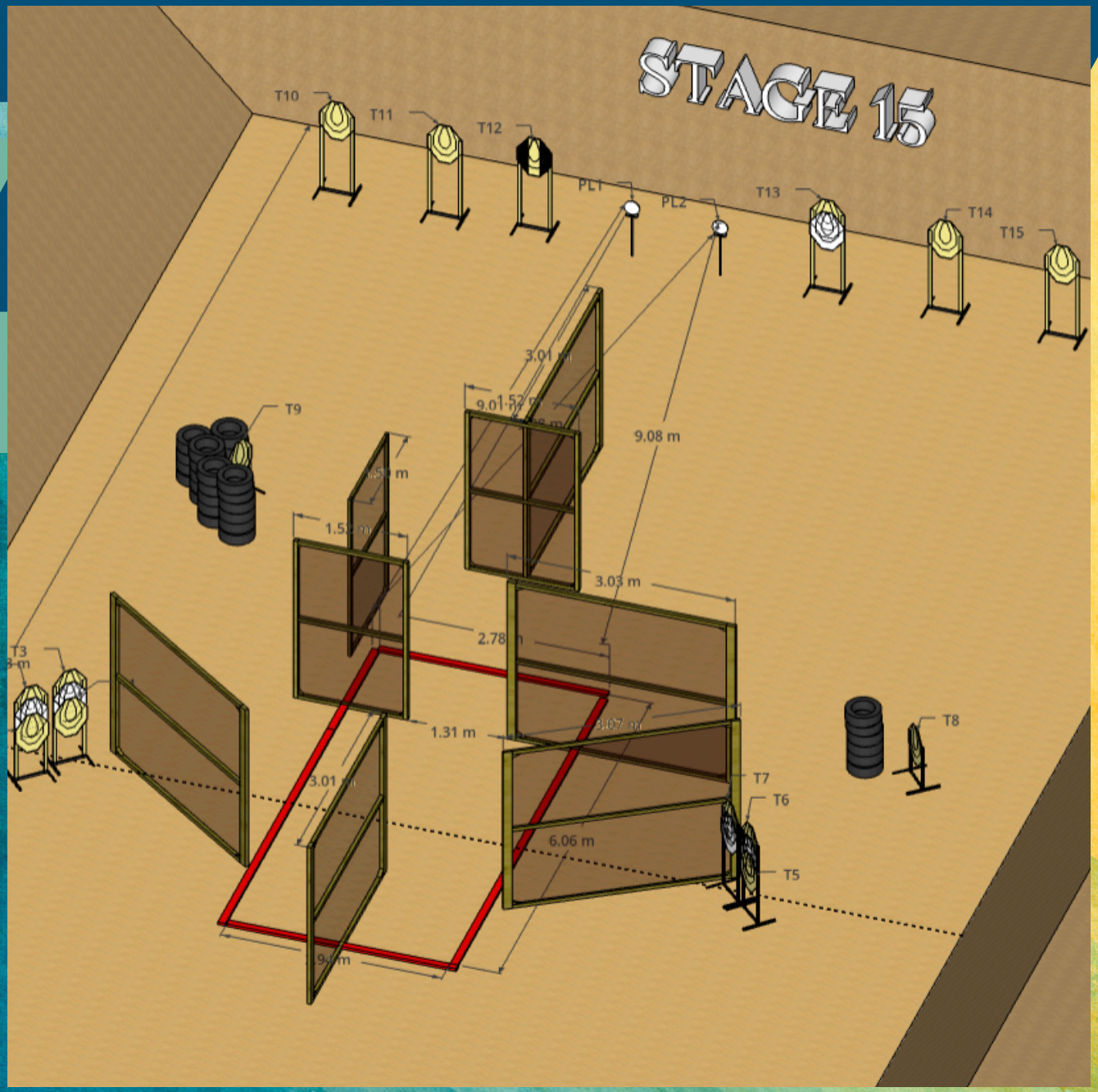

Alvos:
15 IPSC Targets
2 IPSC Metal Plates

Número mínimo de disparos: 32
Condição de pronto da arma: Carregada (Opção 1)
Posição de início: competidor em pé, ereto, com a arma de fogo pronta, segurada com ambas as mãos, coronha tocando o competidor na altura do quadril, cano paralelo ao solo, guarda mato para baixo, cano apontado para o para balas e com os dedos fora do guarda-mato.
Sinal de início: Sonoro
Procedimentos: após o sinal, engajar os alvos de dentro da área designada.

Targets:
15 IPSC Targets
2 IPSC Metal Plates

Minimum number of rounds: 32
The firearm ready condition: Loaded (Option 1)
Start Position: Competitor standing erect, with the firearm in the ready condition, held in both hands, stock touching the competitor at hip level, barrel parallel to the ground, trigger guard downwards, muzzle pointing downrange, with the fingers outside the trigger guard.
Time starts: Audible signal.
Procedure: at start signal engage all targets.

Obs: As distâncias são meras referências , podendo sofrer ajustes na montagem para mais ou menos, sempre cumprindo a regra.
Note: The distances are merely references and may be adjusted during assembly, either increased or decreased, as long as the rule is always followed.

STAGE 16 - PISTA 16 Pistol Caliber Carbine

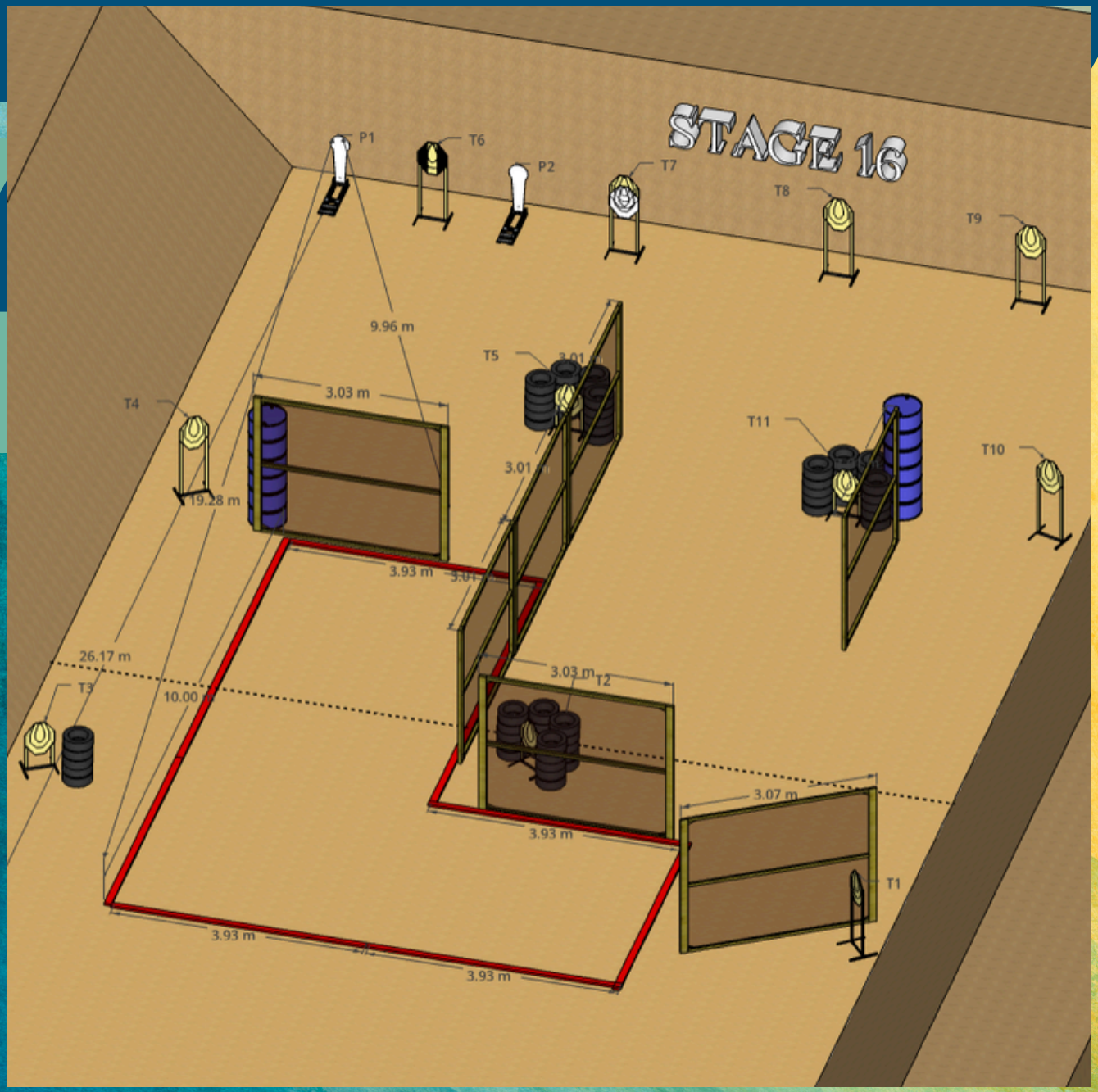

Alvos:
11 IPSC Targets
2 IPSC Metal Poppers

Número mínimo de disparos: 24

Posição de início: dentro da área designada, conforme demonstrado pelo RO.
Sinal de início: Sonoro
Procedimentos: após o sinal, engajar os alvos de dentro da área designada.

Targets:
11 IPSC Targets
2 IPSC Metal Plates

Minimum number of rounds: 24
The firearm ready condition: Loaded (Option 1)
Start Position: Competitor standing erect, with the firearm in the ready condition, held in both hands, stock touching the competitor at hip level, barrel parallel to the ground, trigger guard downwards, muzzle pointing downrange, with the fingers outside the trigger guard.
Time starts: Audible signal.
Procedure: at start signal engage all targets.

Obs: As distâncias são meras referências , podendo sofrer ajustes na montagem para mais ou menos, sempre cumprindo a regra.
Note: The distances are merely references and may be adjusted during assembly, either increased or decreased, as long as the rule is always followed.

STAGE 17 - PISTA 17 Pistol Caliber Carbine

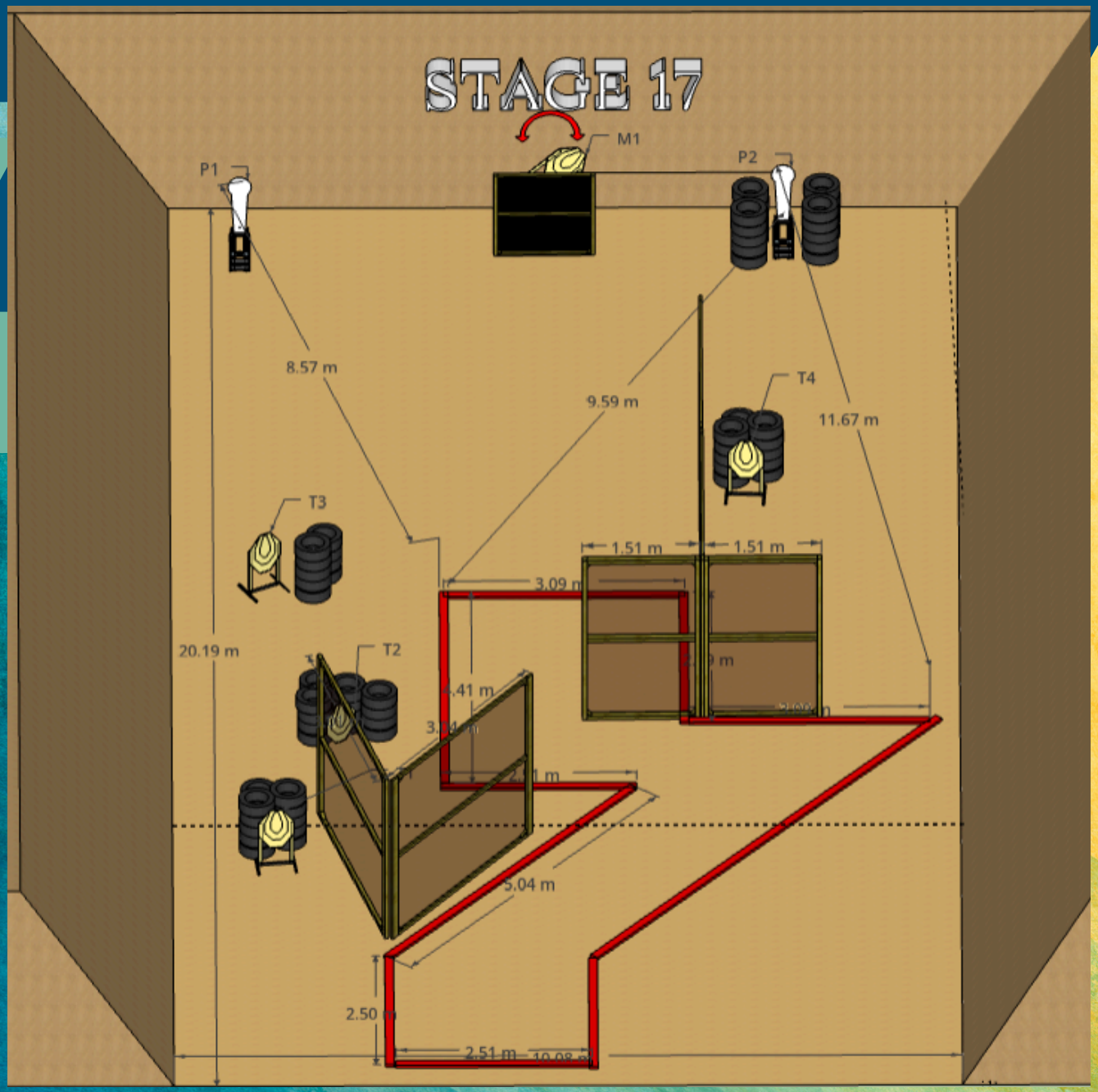

Obs: As distâncias são meras referências , podendo sofrer ajustes na montagem para mais ou menos, sempre cumprindo a regra.

Note: The distances are merely references and may be adjusted during assembly, either increased or decreased, as long as the rule is always followed.

Alvos:
5 IPSC Targets, 2 IPSC Metal Poppers

Número mínimo de disparos: 12
Condição de pronto da arma: Carregada (Opção 1)
Posição de início: competidor em pé, ereto, com a arma de fogo pronta, segurada com ambas as mãos, coronha tocando o competidor na altura do quadril, cano paralelo ao solo, guarda mato para baixo, cano apontado para o para balas e com os dedos fora do guarda-mato.
Sinal de início: Sonoro
Procedimentos: após o sinal, engajar os alvos de dentro da área designada.
Nota: P2 ativa M1, que permanece visível em repouso.

Targets:
5 IPSC Targets, 2 IPSC Metal Popper

Minimum number of rounds: 12
The firearm ready condition: Loaded (Option 1)
Start Position: Competitor standing erect, with the firearm in the ready condition, held in both hands, stock touching the competitor at hip level, barrel parallel to the ground, trigger guard downwards, muzzle pointing downrange, with the fingers outside the trigger guard.
Time starts: Audible signal.
Procedure: at start signal engage all targets.
Note: P2 activates M1 which remains visible at rest.

STAGE 18 - PISTA 18 Pistol Caliber Carbine

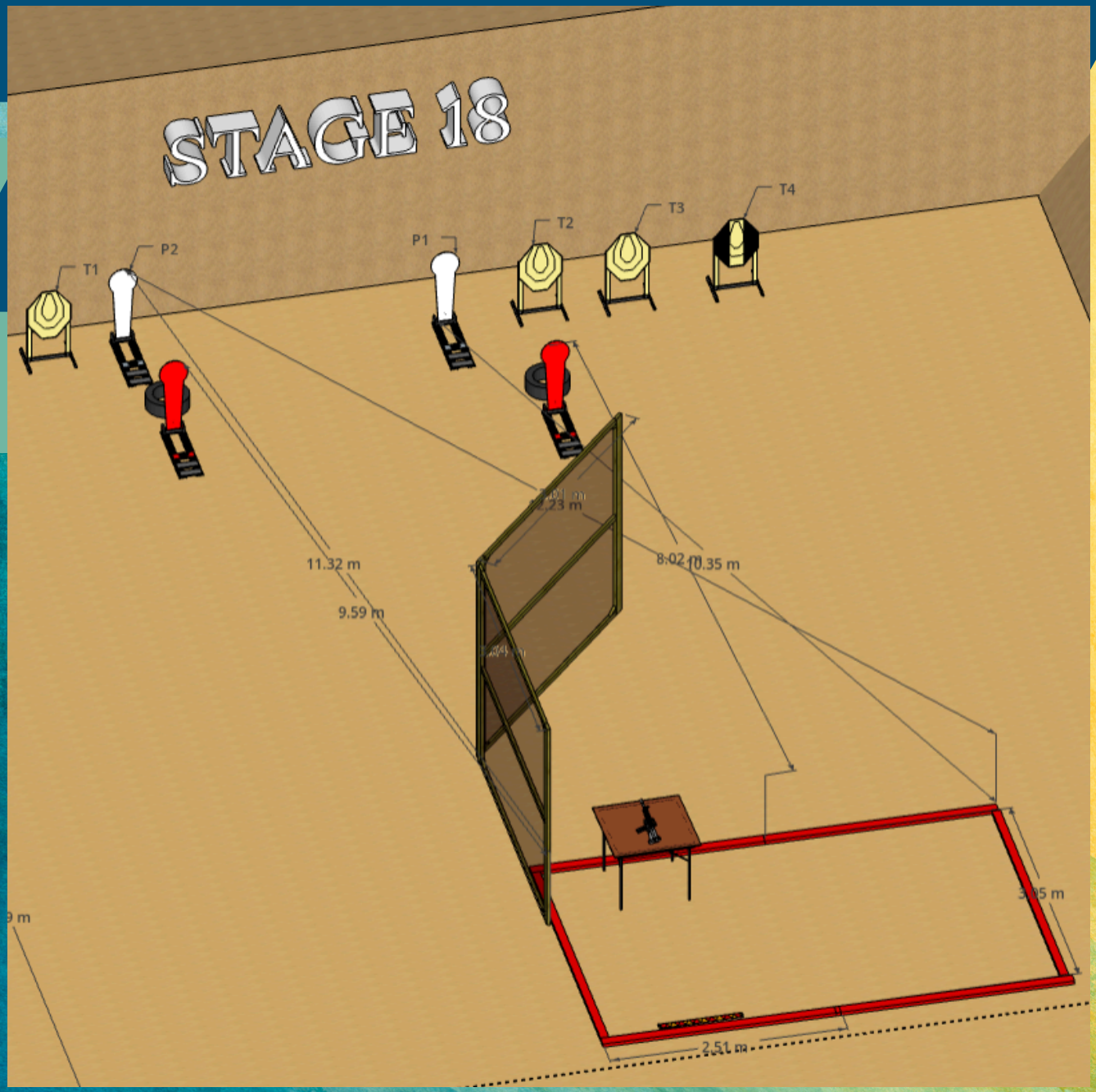

Alvos:
5 IPSC Targets
2 IPSC Metal Poppers

Número mínimo de disparos: 10

Condição de pronto da arma: Carregada (Opção 1), deitada sobre as marcas da mesa.

Posição de início: calcanhares tocando a startline, conforme demonstrado pelo RO.

Sinal de início: Sonoro

Procedimentos: após o sinal, engajar os alvos de dentro da área designada.

Targets:
5 IPSC Targets
2 IPSC Metal Popper

Minimum number of rounds: 10

The firearm ready condition: Loaded (Option 1). Gun flat on the marks of the table.

Start Position: heels touching startline, as demonstrated.

Time starts: Audible signal.

Procedure: at start signal engage all targets.

Obs: As distâncias são meras referências , podendo sofrer ajustes na montagem para mais ou menos, sempre cumprindo a regra.

Note: The distances are merely references and may be adjusted during assembly, either increased or decreased, as long as the rule is always followed.